

QOUSTIC WOUND THERAPY SYSTEM™

MODEL AR1000 SERIES

AR1000-QT1	Type 1 Qoustic Qurette™ 10mm Full	
AR1000-QT7	Type 7 Qoustic Qurette™ 6mm Full	
AR1000-EXT	Qoustic Qurette™ Extender	
AR1000-PWD	Shroud, Type P -(For Use With Disposable)-	
AR1000-CRT	AR Series Cart, Type 1	
AR1000-GEN	Qoustic Wound Therapy System™ Generator	
AR1000-H/P	Qoustic Wound Therapy System™ Hand Piece	
AR1000-WRN1	Wrench, Standard	
AR1000-WRN2	Wrench, Saddle	
AR1000-PED	Foot Pedal	
AR1000-DOC	Qoustic Wound Therapy System™ Documentation Packet	DOC
AR1000-IFU	Qoustic Wound Therapy System™ Instructions For Use (IFU)	IFU
AR1000-GUIDE	Qoustic Wound Therapy System™ Quick Setup Guide	GUIDE
AR1000-CRD/NA	AC Power Cord - North America	
AR1000-CRD/UK	AC Power Cord - United Kingdom	
AR1000-CRD/SWT	AC Power Cord - Switzerland	
AR1000-CRD/ITY	AC Power Cord - Italy	
AR1000-CRD/AUS	AC Power Cord - Australia, New Zealand	
AR1000-CRD/CBEU	AC Power Cord - CB, Germany, Denmark, Norway, Finland, Belgium, Netherlands, Sweden, Austria	
SYSTEM ACCESSORIES		
AR1000-DSF	Disposable - Full Shield -(Single - REFERENCE ONLY)-	
AR1000-DSF/BOX	Disposable - Full Shield - Box of 20 -(Qty = 20 Individually Packaged)-	
AR1000-DSF/PLT	Disposable - Full Shield - Pallet of 80 -(Qty = 1600 ; 80 boxes of 20)-	

SYSTEM SPECIFICATIONS:

- Generator Power Source: 115-240V~, 2.5A, 50/60Hz
- Converter Power Output: <140 Watts
- Amplitude: 0-75µm
- Frequency: 35kHz (±3kHz)
- Storage Temperature: -20 – 50°C, max Rh 90%
- Operating Temperature: 0 – 40°C, max Rh 90%
- Weight: Generator: 12.5 lbs [5.7kg]
Handheld: 1.5 lbs [0.7kg]
- Size: Generator: 15.5" W x 14.25" D x 5.25" H
[39.4cm W x 35.6cm D x 13.3cm H]
Handheld: 9 in L x Ø 1.3"
[23cm L x Ø 3.3cm]

QOUSTIC WOUND THERAPY SYSTEM™

MODEL AR1000 SERIES

Best In Ultrasound™

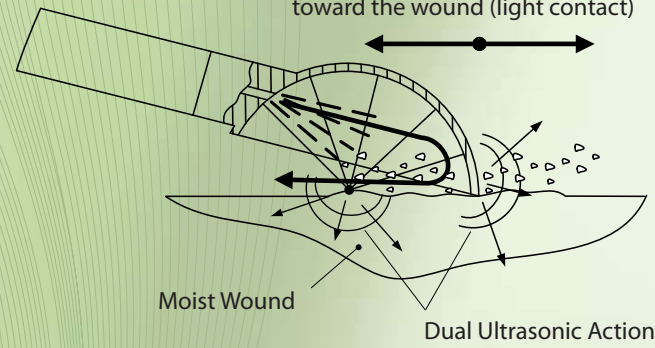


Arobella Medical, LLC
5929 Baker Road, Suite 470
Minnetonka, Minnesota, USA 55345
Tel: 952-345-6840 • Fax: 952-345-6841
www.arobella.com



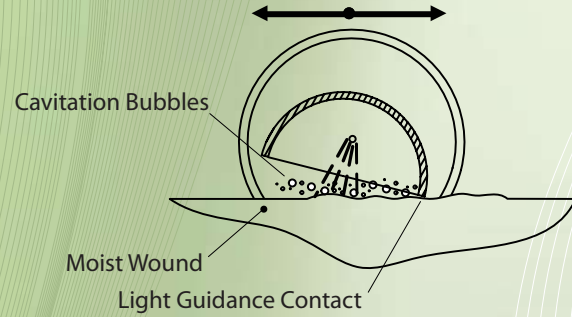
Basic Treatment Mode

Apply face of the Qoustic Qurette™ toward the wound (light contact)



Cavitation Mode

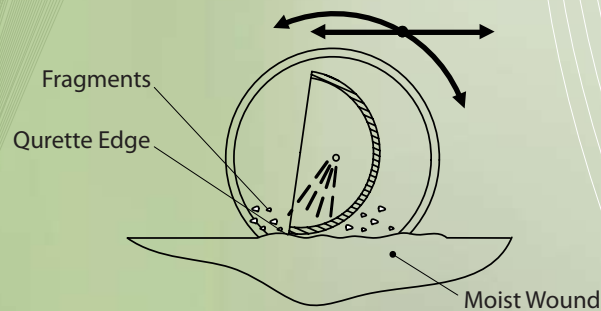
Apply face of the Qoustic Qurette™ toward the wound (light contact)



Surgical / Excisional Debridement

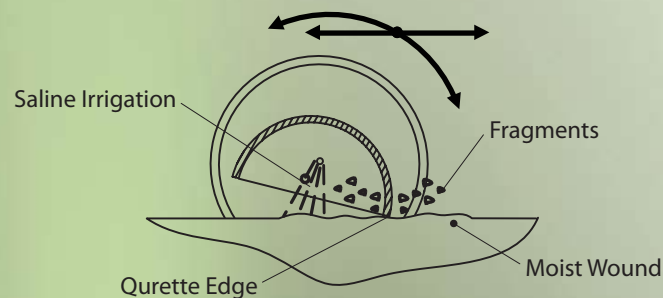
Scoping Mode

Apply edge of Qoustic Qurette™ to wound, 90°



Edge Mode

Apply edge of Qoustic Qurette™ to wound, 30°



QOUSTIC WOUND THERAPY SYSTEM™



The Qoustic Wound Therapy System™ has a dome-shaped Qoustic Qurette™ allowing for dual delivery of ultrasound. Sterile saline solution directs focused ultrasound energy to the wound, where tiny vibrating gas bubbles (cavitation) separate dead and diseased cells from healthy tissue. At the same time, the Qoustic Qurette™ delivers ultrasonic vibrations that fragment, destroy and easily remove non-viable tissue.

The Qoustic Qurette™ has three advanced modes helping Certified Wound Care professionals debride wounds—even stalled, recalcitrant wounds with gram negative infections.

TREATS ACUTE AND CHRONIC WOUNDS

- Infected, Eczematous, Ulcerated or Devitalized Skin
- Compromised Surgical Wound
- Venous Insufficiency Ulcers
- Diabetic Foot Ulcers
- Arterial Wounds
- Pressure Ulcers
- Osteomyelitis
- Fistulas
- Burns



Focus... Control... Preserve...

Arobella Medical, LLC specializes in low-frequency cavitation ultrasound for wound care and wound management therapies. Our company is committed to providing wound care professionals with innovative technology to manage today's most difficult cases.

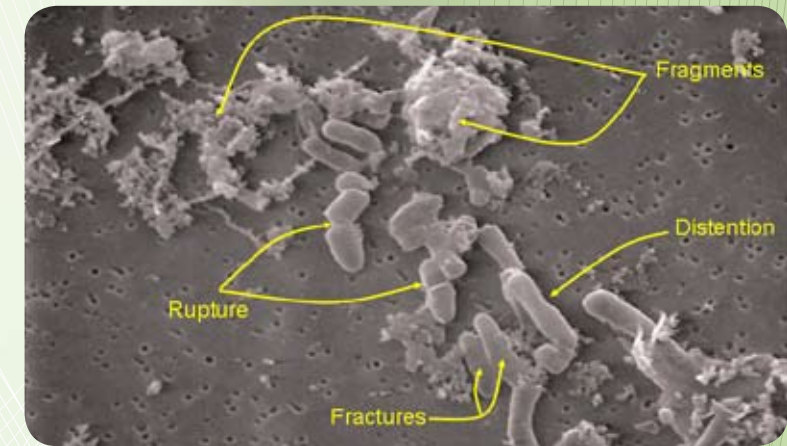
The Qoustic Wound Therapy System™ advances debridement techniques with simultaneous dual delivery of ultrasonic energy by the proprietary Qoustic Qurette™.

By applying light guidance contact to the wound bed with the Qoustic Qurette™, concentrated ultrasonic energy gently separates and removes unwanted tissue, helps stimulate circulation and create cavitation that destroys bacteria and biofilm.

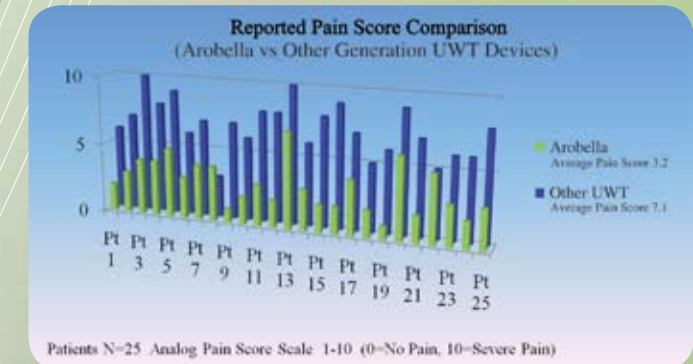
DISTINCT ADVANTAGES

- Improves Circulation
- Kills bacteria and biofilm
- Reduces splash and aerosolization
- Facility-to-facility portability, bedside, or in procedure room
- Uses established reimbursement codes for selective and non-selective sharps debridement
- Preserves healthy tissue and protects granulation tissue while preparing the wound bed for subsequent therapies/treatments

For a FREE informational CD and to arrange a trial, please call:
00-1-866-WOUNDS-Ø or (00-1-866-968-6370)



SEM of Pseudomonas aeruginosa treated for 30 seconds with the Qoustic Wound Therapy System™, In Vitro From study performed by: Professor Teresa Conner-Kerr, PhD, PT, et al, Winston-Salem State University, North Carolina, USA



Reported Pain Score Comparison by patients in a study conducted by Jeffrey A Niezgoda, MD, Aurora Health Care St. Lukes Medical Center, Milwaukee, WI